


Power PCB Relay U/UB

- 1 pole 7A, mono or bistable
- 1 form C (CO) or 1 form A (NO) or 1 form B (NC) contact
- Bistable and DC version
- Wash tight version
- Version for 10A on request



Typical applications
Heating control, installation, battery powered equipment

F0153-C



Approvals

UL E214024
Technical data of approved types on request

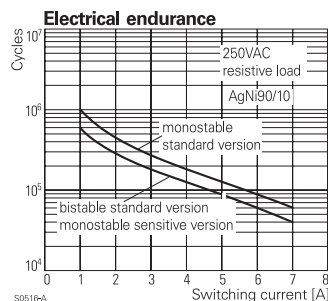
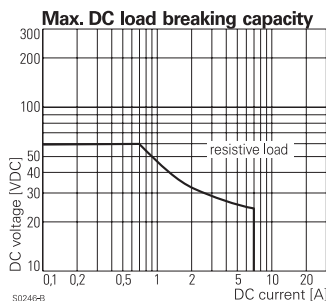
Contact Data

	Standard	Bistable	Sensitive
Contact arrangement		1 form C (CO) or 1 form A (NO) or 1 form B (NC)	
Rated voltage		250VAC	
Max. switching voltage		400VAC	
Rated current	7A	7A	5A
Limiting making current, max 4 s, duty factor 10%	12A	12A	12A
Breaking capacity max.	1750VA	1750VA	1250VA
Contact material	AgNi 90/10	AgNi 90/10	AgNi 90/10
Frequency of operation, with/without load		600/18000h ⁻¹	
Operate/release time typ.	5/ 3 ms	-	7/3 ms
Set/reset time typ.	-	5/ 3 ms	-
Bounce time typ., form A/form B	2/10ms	2/10ms	2/10ms

Contact ratings

Type	Contact	Load	Cycles
UL 508			
U/UB	C/A/B (CO/NO/NC)	7A, 250VAC, general purpose, 40°C	6.000

Mechanical endurance, DC coil >20x10⁶ operations



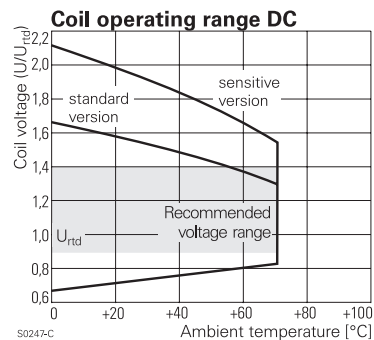
Coil Data

	Standard	Bistable	Sensitive
Coil voltage range	6 to 48 VDC	6 to 48 VDC	6 to 48 VDC
Operative range IEC 61810	2	2	2
Reset voltage min., % of rated coil voltage	-	25%	-
Reset voltage max., % of rated coil voltage	-	45%	-
Rated operate power	-	900 to 1300 mW/20ms	-

Coil versions, DC coil

Coil code	Rated voltage VDC	Operate voltage VDC	Release voltage VDC	Coil resistance Ω±10%	Rated coil power mW
Standard coil					
003	6	4.2	0.6	80	450
005	12	8.4	1.2	320	450
007	24	16.8	2.4	1280	450
008	48	33.6	4.8	3800	606
Sensitive coil					
103	6	4.4	0.6	110	327
105	12	8.8	1.2	440	327
107	24	17.5	2.4	1780	324
108	48	35.0	4.8	4000	576

All figures are given for coil without pre-energization, at ambient temperature +23°C.
Other coil voltages on request.



Coil versions, bistable 1 coil

Coil code	Rated voltage VDC	Set voltage VDC	Reset voltage VDC	Coil resistance Ω±10%	Rated coil power mW
003	6	4.7	1.5	33	1091
005	12	9.4	3.0	119	1210
007	24	18.7	6.0	475	1213
008	48	37.4	12.0	1750	1317

All figures are given for coil without pre-energization, at ambient temperature +23°C.
Other coil voltages on request.

Mouser Electronics

Authorized Distributor

Click to View Pricing, Inventory, Delivery & Lifecycle Information:

[TE Connectivity:](#)

[2-1393203-9](#) [3-1393203-1](#) [V23148-B0008-A101](#) [V23148-A0007-A101](#)