



95.05

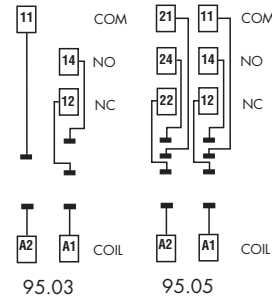
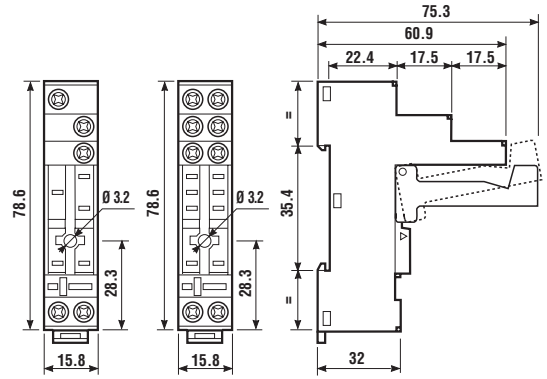
Approvals  
(according to type):



Relay type	40.31	40.51, 40.52, 40.61
<b>Clamp terminal socket:</b> panel or 35 mm rail (EN 50022) mount	BLUE 95.03	95.05
	BLACK* 95.03.0	95.05.0
Retaining and release clip (supplied with socket)	095.01	095.01
Identification tag	095.00.4	095.00.4
Modules	99.02	99.02
Timer modules	86.10, 86.20	86.10, 86.20
8-way jumper link for 95.03 and 95.05 sockets	095.18	095.18


- RATED VALUES: 10 A - 250 V  
*with a current >10 A, the contact terminal must be connected in parallel (21 with 11, 24 with 14, 22 with 12)*
- INSULATION:  $\geq 6$  kV (1.2/50 $\mu$ s) between coil and contacts
- PROTECTION CATEGORY: IP 20
- AMBIENT TEMPERATURE: (-40...+70) °C
- TORQUE: 0.5 Nm
- MAX WIRE SIZE:

	solid wire	flexible wire
mm <sup>2</sup>	1x6 / 2x2.5	1x4 / 2x2.5
AWG	1x10 / 2x14	1x12 / 2x14



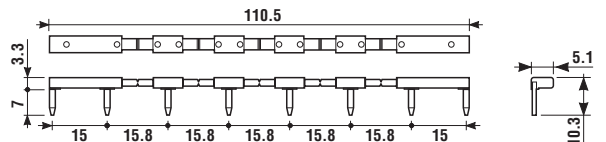
99.02

99 Series modules for 95.03 and 95.05 sockets		BLUE	BLACK*
Diode	(6...220) V DC	99.02.3.000.00	99.02.3.000.00.0
Diode (inverted polarity)	(6...220) V DC	99.02.2.000.00	99.02.2.000.00.0
LED	(6...24) V DC/AC	99.02.0.024.59	99.02.0.024.59.0
LED	(28...60) V DC/AC	99.02.0.060.59	99.02.0.060.59.0
LED	(110...240) V DC/AC	99.02.0.230.59	99.02.0.230.59.0
LED + Diode	(6...24) V DC	99.02.9.024.99	99.02.9.024.99.0
LED + Diode	(28...60) V DC	99.02.9.060.99	99.02.9.060.99.0
LED + Diode	(110...220) V DC	99.02.9.220.99	99.02.9.220.99.0
LED + Diode (inverted polarity)	(6...24) V DC	99.02.0.024.79	99.02.0.024.79.0
LED + Diode (inverted polarity)	(28...60) V DC	99.02.9.060.79	99.02.9.060.79.0
LED + Diode (inverted polarity)	(110...220) V DC	99.02.9.220.79	99.02.9.220.79.0
LED + Varistor	(6...24) V DC/AC	99.02.0.024.98	99.02.0.024.98.0
LED + Varistor	(28...60) V DC/AC	99.02.0.060.98	99.02.0.060.98.0
LED + Varistor	(110...240) V DC/AC	99.02.0.230.98	99.02.0.230.98.0
RC	(6...24) V DC/AC	99.02.0.024.09	99.02.0.024.09.0
RC	(28...60) V DC/AC	99.02.0.060.09	99.02.0.060.09.0
RC	(110...240) V DC/AC	99.02.0.230.09	99.02.0.230.09.0
No - remanence	(110...240) V AC	99.02.8.230.07	99.02.8.230.07.0



095.18

<b>8-way jumper link</b> for 95.03, and 95.05 sockets	095.18
---	--------

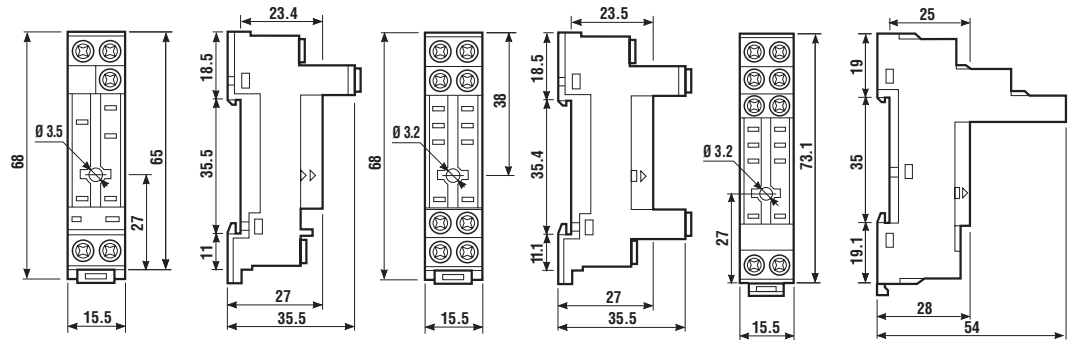


- RATED VALUES: 10 A - 250 V

\* Available on request



Relay type	40.31	40.51, 40.52, 40.61		
Clamp terminal socket: panel or 35 mm rail (EN 50022) mount	BLUE	95.63	95.65	95.75
	BLACK*	95.63.0	95.65.0	95.75.0
Retaining clip (supplied with socket)	095.71	095.71	095.71	
Modules	99.01	—	99.01	
8-way jumper link for 95.63 and 95.75 sockets	095.08	095.08	095.08	

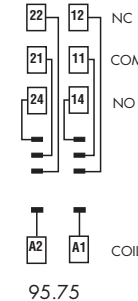
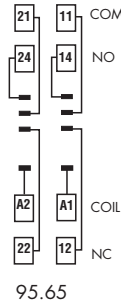
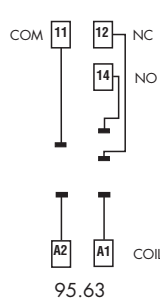


Approvals  
(according to type):



- RATED VALUES: 10 A - 250 V  
with a current > 10 A, the contact terminal must be connected in parallel (21 with 11, 24 with 14, 22 with 12)

- INSULATION:  $\geq 6$  kV (1.2/50 $\mu$ s) between coil and contacts (Types 95.63/75 only)
- PROTECTION CATEGORY: IP 20
- AMBIENT TEMPERATURE: (-40...+70) °C
- TORQUE: 0.5 Nm
- MAX WIRE SIZE:



	solid wire	flexible wire
mm <sup>2</sup>	1x6 / 2x2.5	1x4 / 2x2.5
AWG	1x10 / 2x14	1x12 / 2x14



99 Series modules for 95.63 and 95.75 sockets		BLUE	BLACK*
Diode	(6...220) V DC	99.01.3.000.00	99.01.3.000.00.0
Diode (inverted polarity)	(6...220) V DC	99.01.2.000.00	99.01.2.000.00.0
LED	(6...24) V DC/AC	99.01.0.024.59	99.01.0.024.59.0
LED	(28...60) V DC/AC	99.01.0.060.59	99.01.0.060.59.0
LED	(110...240) V DC/AC	99.01.0.230.59	99.01.0.230.59.0
LED + Diode	(6...24) V DC	99.01.9.024.99	99.01.9.024.99.0
LED + Diode	(28...60) V DC	99.01.9.060.99	99.01.9.060.99.0
LED + Diode	(110...220) V DC	99.01.9.220.99	99.01.9.220.99.0
LED + Diode (inverted polarity)	(6...24) V DC	99.01.0.024.79	99.01.0.024.79.0
LED + Diode (inverted polarity)	(28...60) V DC	99.01.9.060.79	99.01.9.060.79.0
LED + Diode (inverted polarity)	(110...220) V DC	99.01.9.220.79	99.01.9.220.79.0
LED + Varistor	(6...24) V DC/AC	99.01.0.024.98	99.01.0.024.98.0
LED + Varistor	(28...60) V DC/AC	99.01.0.060.98	99.01.0.060.98.0
LED + Varistor	(110...240) V DC/AC	99.01.0.230.98	99.01.0.230.98.0
RC	(6...24) V DC/AC	99.01.0.024.09	99.01.0.024.09.0
RC	(28...60) V DC/AC	99.01.0.060.09	99.01.0.060.09.0
RC	(110...240) V DC/AC	99.01.0.230.09	99.01.0.230.09.0
No - remanence	(110...240) V AC	99.01.8.230.07	99.01.8.230.07.0

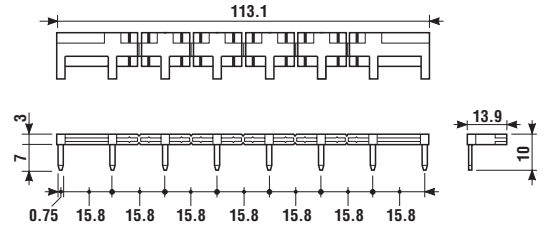
\*Available on request



095.08

- RATED VALUES: 10 A - 250 V

<b>8-way jumper link</b> for 95.63, 95.65 and 95.75 sockets	095.08
---	--------



95.13

Relay type	40.31	40.51, 40.52, 40.61
<b>P.C.B. socket</b>	BLUE	95.13
	BLACK*	95.13.0
Metal retaining clip	095.51	095.51
Plastic retaining clip	095.52	095.52

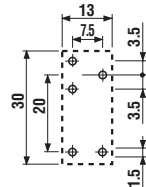
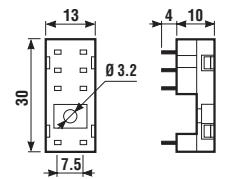
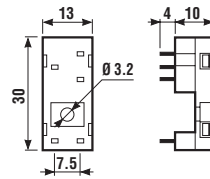


95.15

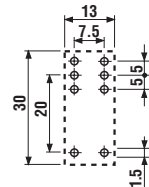
Approvals  
(according to type):



- RATED VALUES: 10 A - 250 V
- INSULATION:  $\geq 6$  kV (1.2/50 $\mu$ s) between coil and contacts
- PROTECTION CATEGORY: IP 20
- AMBIENT TEMPERATURE: (-40...+70) °C



95.13



95.15

\* Available on request